

The tiger who came for tea

<https://www.youtube.com/watch?v=BXgW9UCgpc8>







Year 1 Writing expectations

<ul style="list-style-type: none"> - To write a simple sentence - To use capital letters, finger spaces and full stops - To apply phonics knowledge to support spellings
<ul style="list-style-type: none"> - To use 'and' within a sentence. - To use adjective to describe nouns. - To use suffixes, -ed, -ing, -s/es - To write a short story
<ul style="list-style-type: none"> - To use ! - To use ? - To use conjunction: but, so, because - To use the prefix -un

Retell original Story	Change the Character	Non-Fiction
<ol style="list-style-type: none"> 1. Model Text and identify grammar 2. Plan the story 3. Write the beginning 4. Write the middle 5. Write the ending 6. Publish/edit - Time to improve your handwriting and add in adjectives. 	<ol style="list-style-type: none"> 1. Character description 2. Model Text 3. Plan the story 4. Write the beginning 5. Write the middle 6. Write the ending 	<ol style="list-style-type: none"> 1. Party Invitation 2. Plan Letter 3. Write Letter 4. Write Letter 5. Publish Letter (Post it to a family member)

This is a suggestion for how you might want to plan each day.


<p>Beginning</p> <p>Introduce the character</p> <p>Who _____?</p> 	<hr/> <hr/> <hr/> <hr/> <hr/> <hr/> <hr/> <hr/>	<p>Wow Words</p>
<p>Middle</p> <p>First </p> <p>Next </p> <p>After </p> <p>What does the tiger go next?</p> 	<hr/> <hr/> <hr/> <hr/> <hr/> <hr/> <hr/> <hr/>	<p>Wow Words</p>
<p>Ending</p> <p>Finally</p> <p>Who came home? Where did they go?</p> 	<hr/> <hr/> <hr/> <hr/> <hr/> <hr/> <hr/> <hr/>	<p>Wow Words</p>

A note to parents: a plan should introduce bullet points or simple sentences

The Tiger Who Came to Tea



Note to parents: Publishing and editing is an important part of developing their writing skills. Can they use more adjectives? Have they missed out any capital letters? Can they use better vocabulary?



Here are some character ideas that you can describe or come up with your own.

- Describe the character's fur/skin
- Describe the character's eyes
- Describe the character's ears
- Describe the character's tail
- Describe the character's mouth/teeth
- What do they like doing/eating?

There was once a young pretty girl called Sophie who was having breakfast with her mum. Suddenly, the doorbell rang. Ding! "Who could that be?" said Sophie. Sophie's mum walked towards the green wooden door. Behind the door was a strong hairy gorilla! He asked if he could join them for breakfast. The large muscly gorilla walked inside and licked his lips.

First, Sophie gave the grumpy gorilla two sizzling sausages from the plate but the tiger ate all of them in one mouthful. Next, Sophie gave him a stack of flat pancakes covered in delicious chocolate sauce and he swallowed them whole. After that, Sophie gave the hungry gorilla a big bowl of hot porridge and he poured it straight into his huge mouth. The peckish gorilla climbed up onto the counter and looked in every cupboard and ate and ate and ate!

Finally, the greedy gorilla was full. He waved good-bye and left the house in a tip. Just then, Dad woke up and could not believe his eyes. Dad decided to take Sophie and Mum to a café for a delicious breakfast. Sophie had juicy sausages, crispy bacon and bake beans.

Note: Parent or child can read this model to get ideas and for them to understand what they are expected to do.

The _____ who came for breakfast

Cereal



milk



pancakes



sausages



Bacon



eggs



toast



yogurt



Porridge



fruit




tea



coffee



Pick 3 things that the character is going to have for breakfast

<p>Beginning</p> <p>Introduce the character</p> <p>Who is at the door? What do they want?</p>	<hr/> <hr/> <hr/> <hr/> <hr/> <hr/> <hr/> <hr/>	<p>Wow Words</p>
<p>Middle (Breakfast food)</p> <p>First <input data-bbox="188 701 376 824" type="text"/></p> <p>Next <input data-bbox="188 842 376 965" type="text"/></p> <p>After <input data-bbox="188 983 376 1106" type="text"/></p> <p>What does the animal go next?</p>	<hr/> <hr/> <hr/> <hr/> <hr/> <hr/> <hr/> <hr/>	<p>Wow Words</p>
<p>Ending</p> <p>Finally</p> <p>Who came home? Where did they go?</p> 	<hr/> <hr/> <hr/> <hr/> <hr/> <hr/> <hr/> <hr/>	<p>Wow Words</p>

LI: To write a tea party invitation



Place: _____

Date: _____

Time: _____

Note: Remind them that days, months and names of places need capital letters

27 Rose Lane
Dukinfield
Manchester
SK17 4RL

Dear Katie,

We have some exciting news! A friendly tiger has come for tea so we are having a tea party. I am inviting you and a few other friends.

The animal themed tea party will be on Saturday 14th April at my house, 26 Lily Lane, Dukinfield. Please arrive at 1 o'clock and the food will be served by 3 o'clock.

We are all very excited for you to meet my new friend. It is going to be an animal themed tea party so come dressed as your favourite animal. What is your favourite animal? Also can you bring some extra delicious food to the tea party as the furry tiger does eat a lot.

Can you come?

See you soon

From Miss Hope

<p>Beginning</p> <p>Who are you inviting?</p> <p>What type of party is it?</p> <p>Why are you having a party?</p>	<p>Dear _____</p> <hr/> <hr/> <hr/> <hr/>	<p><u>Address</u></p> <hr/> <hr/> <hr/> <hr/>
<p>Middle</p> <p>Day? Date?</p> <p>Where is the party?</p> <p>What time does it start?</p>	<hr/> <hr/> <hr/> <hr/> <hr/> <hr/> <hr/> <hr/>	
<p>Ending</p> <p>What does your guest need to wear?</p> <p>What does your guest need to bring?</p> <p>Ask a question</p>	<hr/> <hr/> <hr/> <hr/> <hr/> <hr/> <hr/> <hr/>	



Four horizontal lines for writing, with a vertical line on the left side.

