

Home
Learning
Pack
Year 5



As recommended by [gov.uk](https://www.gov.uk)


Practical Ideas



Take a picture while you work through this booklet and tweet us [@ClassroomSecLtd](https://twitter.com/ClassroomSecLtd) using the hashtags [#CSKids](https://twitter.com/hashtag/CSKids) and [#HomeLearningHero](https://twitter.com/hashtag/HomeLearningHero) to be in with a chance of winning a month's subscription to [classroomsecrets.co.uk](https://www.classroomsecrets.co.uk).



Write a book review about a book you have read recently.



Classroom secrets★

Encourage the use of a variety of punctuation throughout their writing. Ask children to think about persuasive language.



Using playdough, make different shapes.



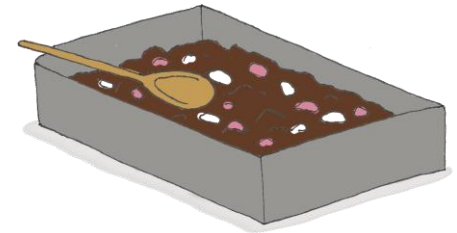
**Put them in water.
Which will float?
Which will sink?**

Classroom secrets★

Encourage children to use the vocabulary to describe forces. For example *water resistance*, *buoyancy*, *sink*, *float*.



Bake a cake with an adult.



What did you do?

Classroom secrets★

Encourage the use of time related language. For example *First*, *then*, *next*. Discuss measuring and how to use weighing scales.



Design yourself as a superhero and create a comic strip of your adventures.



Classroom secrets★

Encourage children to think about what makes them unique or what superpower they would like to have.



Create a poster explaining the importance of a healthy lifestyle.



Classroom secrets★

Encourage children to think about how they keep themselves healthy and active. Discuss why that is important.

123

Estimate the area and perimeter of different rooms in your home.



How can you find out if you are correct?

Classroom secrets★

Encourage children to think about the household equipment you might use to measure a room. Is a ruler a sensible compared to a tape measure?



Create a model of the solar system.



Classroom secrets★

Encourage children to think about the size of the planets and the sun. Which planet is the smallest? Which is the largest?



Drop a piece of paper to the ground. What do you notice?



How can you make it fall faster?

Classroom secrets★

Discuss why the paper falls the way it does. Encourage children to use the vocabulary to describe forces. For example *air resistance, gravity, push, pull, surface.*



Write a letter to someone you admire.



What could you ask them?

Classroom secrets★

Encourage children to think about why they admire that person and what they might learn from them.



How many times can you throw a ball, clap, then catch it in a minute?



Can you beat your record?



Talk about how long 1 minute is. *Did it feel a long time? Can you count your own catches? How many more/less catches did you do?*



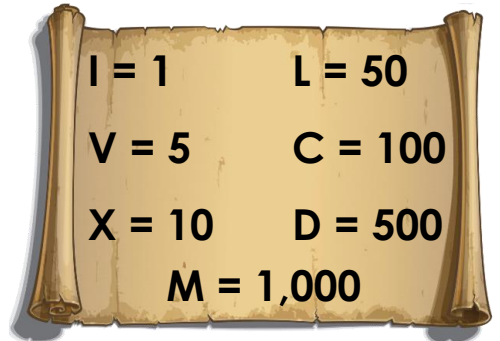
Write instructions to tell a friend how to play your favourite game.



Encourage the use of a variety of punctuation throughout their writing. Discuss the differences between instructions and other types of writing.



Write the birthday of each of your family members in Roman Numerals.



Discuss how Roman Numerals are formed. Encourage them to think about the place value of each number.