

Making Equal Groups

Adult Guidance with Question Prompts



Children share objects into equal groups as an introduction to division. They are provided with a quantity and use this to make equal groups. Children use pictures and objects to support their learning. They use stem sentences to present their learning. Formal division is not introduced yet. Here, children use stem sentences to represent their learning. Children are given a total and use counters to investigate different ways to arrange the total into equal groups.

What do the words 'equal' and 'unequal' mean?

How many gold bars are there altogether?

How many boxes can you see?

If you share them equally, how many will go in each box?

How many coins are there altogether?

Can they make two equal groups?

What can you do to find out?

How many are in each bag?

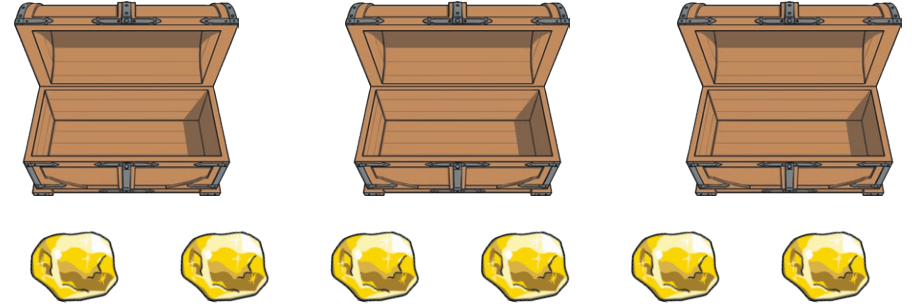
Repeat for six.

Make Equal Groups - Sharing



Use counters to make equal groups.

Can you share the gold bars in the boxes equally?

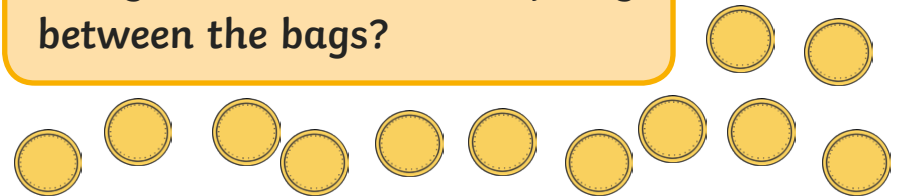


There are _____ bars altogether.

There are _____ boxes.

Put _____ bars in each box.

Can you share the coins equally between the bags?



_____ shared between 2 is _____.



_____ shared between 6 is _____.



Making Equal Groups

Adult Guidance with Question Prompts



Children are provided with a quantity and use this to make equal groups. They use pictures and objects to support their learning. Children also investigate quantities that can't be grouped equally. They use sentences to present their learning. Formal division is not introduced yet.

Here, children consider two statements and share counters to prove which one is correct. Next, they share a total between five bags and three bags and consider which holds the most gems. Children are encouraged to explain their reasoning during their investigations.

What is each child saying?

Can you show me, using counters, how we could share the pearls using Penny's idea?

Can you show me, using counters, how we could share the pearls using Percy's idea?

Who do you agree with?

Can you explain why?

How many gems are in each set? Are they the same?

How many bags are in each set? How are they different?

Will there be more gems in each blue bag or each red bag? (If they are shared equally)

Can you explain why?

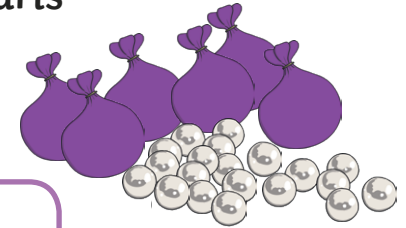
Can you find a way to prove it?

Use counters to make a sharing challenge for your friend.

Make Equal Groups - Sharing



How can we share 20 pearls equally into 5 bags?



Penny



Share them into 5 groups.

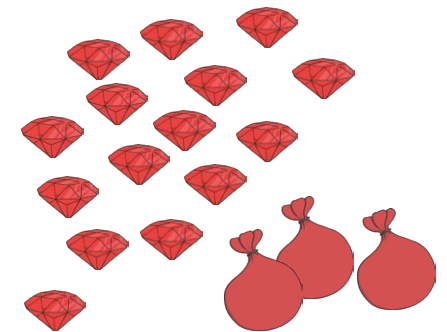

Percy



Put 5 in each bag.

Who do you agree with?

Which bag will have more gems if they are shared equally?



Can you prove it?

Making Equal Groups

Adult Guidance with Question Prompts



Children are provided with a quantity and use this to make equal groups. They use pictures and objects to support their learning. Children also investigate quantities that can't be grouped equally. They use sentences to present their learning. Formal division is not introduced yet.

Here, children use counters and their knowledge of number patterns to see which boxes of treasure can be shared into two and five equal groups. Children are encouraged to explain their reasoning during their investigations.

Which number can be shared equally between two friends?

Are there any number pattern clues that can help us?

Can you prove it with counters?

How many would they get each?

Can you use a stem sentence to explain this?

'_ can be shared by _ friends. They each get _.'

Repeat for the 'five friends' challenge.

Which box could be shared by either two or five children?

Can you spot any number pattern clues?

Can you prove it with counters?

How many would they get each?

Can you use a stem sentence to explain this?

'_ can be shared by _ friends. They each get _.'

Make Equal Groups - Sharing



The boxes are full of coins.

Tick the box that 2 friends can share equally.



Tick the box that 5 friends can share equally.



Tick the box that 2 or 5 friends can share equally.

